

The Satisfaction Level of Visitors to the Blessing Jesus Statue as a Recreational Object in Buntu Burake Village, Makale District, Tana Toraja Regency

by Musamus Journal Of Physical Education And Sport (mjpes)

Submission date: 16-Feb-2025 07:42PM (UTC+0530)

Submission ID: 2589829885

File name: Publish.pdf (909.93K)

Word count: 8362

Character count: 40561



The Satisfaction Level of Visitors to the Blessing Jesus Statue as a Recreational Object in Buntu Burake Village, Makale District, Tana Toraja Regency

¹Tri Murtono *, ²Tesa Alex Suhendra, ³Sardiman, ⁴Arief Aditya Rifandy, ⁵Delvi Kristanti Lilo, ⁶Rahmah, ⁷Nyoman Sukrawan, ⁸Christian Kungku

*Corresponding Author: **Tri Murtono** , e-mail: trimurtono57@gmail.com

^{1,2,3,4,5,6,7,8} Department of Physical Education, Health, and Recreation Study Program,
Tadulako University, Palu, Indonesia

Abstract

Objectives. The Blessing Jesus Statue Tour stands out as a notable attraction frequently explored by both domestic and international visitors. This investigation seeks to assess the degree of visitor satisfaction regarding the Blessing Jesus Statue as a recreational attraction.

Materials and Methods. This investigation employs a descriptive methodology utilizing a survey approach alongside quantitative data analysis. The participants in the investigation consisted of individuals visiting the Blessing Jesus Statue located in Tana Toraja Regency. The participants in this investigation consisted of visitors to the tourist destination, with a sample size of 80 individuals. The sampling method employed was accidental sampling. The analysis of data involved the application of descriptive statistics, utilizing percentage analysis to classify the degree of visitor satisfaction.

Results. The findings of the study indicated that one individual (1.25%) fell into the very dissatisfied category, 23 individuals (28.75%) were dissatisfied, 39 individuals (48.75%) reported being quite satisfied, 12 individuals (15%) were satisfied, and 6 individuals (6.25%) expressed being very satisfied. Thus, the majority of visitors rated their level of satisfaction in the quite satisfied category with a percentage of 48.75 % .

Conclusions. The findings suggest that visitor satisfaction with the Blessing Jesus Statue tour falls within the fairly satisfied range. To enhance visitor satisfaction, it is recommended that managers focus on upgrading current facilities and services. Additional investigation may explore various elements, including service quality, cleanliness standards, and environmental sustainability, to enhance the appeal of this tourist destination.

Keywords: Visitor Satisfaction, Blessing Jesus Statue, Recreational Tourism, Tana Toraja

Introduction

Culture and natural beauty are valuable assets that have been able to attract domestic and foreign tourists to come and visit to enjoy the natural beauty and to learn about the diversity of Indonesian culture (Heryati, 2019) . In today's era, tourism has become a trend in the lives of modern humans today. Tourism today is no longer just *traveling* but has been widely referred to as *healing*. Over time, tourism continues to experience changes and shifts. In 2024, the tourism trend is believed to be a momentum of revival for the entire tourism sector.

Tourism is an activity of people who travel with the aim of getting pleasure, seeking satisfaction, knowing something, improving health, enjoying sports or taking a break from all routine activities (Ramdani, 2018) . Tourism is a journey that is carried out temporarily which is organized from one place to another with the intention not to try (*business*) or to earn a living to the place visited, but solely to enjoy the trip to fulfill various desires (Hidayat et al., 2017) . Tourism is a creative-based service sector. Indonesia with its rich tourism potential should be able to maximize its potential as much as possible for the welfare of the people. The tourism sector is a potential sector and is expected to be able to contribute to increasing Regional Original Income (PAD) and creating jobs in the regions (Mebri et al., 2022; Putri et al., 2019; Rusyidi & Fedryansah, 2018) . The tourism sector not only touches certain economic groups, but also low economic groups (M. Amin et al., 2023) . Not only the economy but tourism also has an impact on introducing local culture to foreigners (Noraimin, 2022) . Tourism policy has a basic understanding in determining the steps for sustainable tourism development and development for the future of the destination (Setioko, 2019) . The potential of the tourism sector does need to be developed with the hope of being able to realize the objectives of tourism management in the law, namely regarding the utilization, preservation and improvement of the quality of tourist objects and attractions (Tumija & Bayu, 2022) .

Areas with good tourism potential are encouraged to develop the tourism sector to contribute to the local economy. Among other things, this is done by displaying interesting things on social media networks that provide the latest information on the development of the tourism industry in Indonesia and introducing the world that Indonesia has many natural beauties as tourism objects (Mardalis & Wijaya, 2016) . This can be seen from the use of

technology which is still limited to promotional media and has not yet been developed into technology-based tourism (Wahyuningsih et al., 2019) . Tourism activities in an area can make the area an economic center. The community does not yet understand the importance of tourism, even though through tourism activities the economy and standard of living of the community can improve (Elsa, 2014) . The local community has an important role, especially in the development of the tourism industry (Permatasari, 2022) . In order to support the achievement of these targets until the end of the year and also the following year's targets, of course, it is necessary to have an appropriate strategy, appropriate benefits, and on time, both in terms of my sources and institutions, destinations and infrastructure, industry and investment, marketing, tourism products and event management, as well as the digital economy and creative products (Asthu et al., 2023) .

One of the areas that is actively developing tourism is Tana Toraja Regency. Tana Toraja Regency has a lot of potential in the tourism sector, including natural tourism, cultural tourism and artificial tourism. Where these types of tourism have their own attractions, especially in artificial tourism in Tana Toraja Regency, which is tourism that is created with the concept and various tourist objects and the natural beauty of Tana Toraja Regency (Pamarruan et al., 2022) . One of the tourist attractions that is the natural wealth of Tana Toraja is the Jesus Blessing Statue tourist attraction in Buntu Burake Village, Makale District, this tourist attraction has natural beauty that can be seen from the top of the mountain such as the statue of Jesus and the glass bridge, because physically this area has quite good tourism assets that can meet tourism needs if these assets can be utilized optimally, it will affect the receipt of foreign exchange for the local government. The development of a tourist attraction must be designed based on the potential attractions owned by the object, and must refer to the eligibility criteria (Supriyatama & Wesnawa, 2019) .

The statue of Jesus that was built has a positive impact on the surrounding community, such as creating jobs at the tourist attraction. Data from the relevant agency shows that the number of tourist visits to Tana Toraja Regency in 2017 was 1,173,183 tourists, in 2018 it increased to 1,355,283 tourists, in 2019 it decreased to 1,030,821 tourists, in 2020 it decreased drastically to 93,545 tourists because in that year there was a spread of the Covid-19 disease outbreak, in 2021 it decreased again to 78,193 tourists and in 2022 it increased to 480,631 tourists. More details can be seen in the following table:

Table 1. Number of Domestic Tourists Visiting Tana Toraja Regency

Tourists Visiting Tana Toraja Regency						
Year	2017	2018	2019	2020	2021	2022
Amount	1,173,183	1,355,283	1,030,821	93,545	78,193	480,631

Source: Tana Toraja Regency Tourism Office

The Blessing Jesus Statue tourist attraction is located on Buntu (Bukit) Burake, in line with the religious mission, namely the emphasis on carrying out worship according to each religion towards the creator, the development of the Buntu (Bukit) Burake area is directed at arranging this area for religious-based interests. The construction of the Jesus statue in Buntu Burake certainly has its own reasons, one of which is because the location of its construction is very strategic in the middle of Makale city, so that it functions as a tourist attraction for the view of Makale city for visitors. This tourist attraction has undergone a lot of development from the beginning of construction until now. At the beginning of construction, road access to this tourist attraction was still inadequate, but now the road access is good. The condition of the road to the tourist attraction is very important (Susumaningsih et al., 2020) .

Currently, the existing tourist attractions are not only the statue of Jesus, in 2016 there was an additional destination, namely a glass bridge right in front of the statue of Jesus. Before arriving at the statue of Jesus, there are other tourist attractions, namely a swimming pool as a bathing place. With the existence of several tourist attractions, it can increase the income of the local community. In order for tourists to be more interested in coming, the tourist attraction must have its own appeal. Tourist attractions must have an attraction in providing a sense of satisfaction and awe to tourists where tourist attractions are the main potential in a tourist attraction (Febrina et al., 2015) . The attraction in tourist attractions is one of the main assets that must be owned in efforts to improve and develop tourist attractions (Zunaidi et al., 2022) . Service quality is the main factor that influences tourists to want to make return visits (Devy & Soemanto, 2017; Ghassani et al., 2023) . It is undeniable that the creation of a high level of tourist visits cannot be separated from various tourism sectors in establishing cooperation (Yulianto & Mayasari, 2021) . From these various things, there needs to be government assistance, there needs to be cooperation from the community, there needs to be marketing and professional management of tourist destinations (Lumansik et al., 2022) . In developing tourism, there needs to be continuity from various elements that have interests including local governments, the private sector, and other related parties to improve the quality of tourism services (Nabilah et al., 2024) .

Tourism is one of the sectors that plays an important role in improving the economy of a region. Tana Toraja Regency, as one of the leading tourist destinations in Indonesia, has diverse tourism potential, both natural, cultural, and artificial tourism. One of the tourist attractions that attracts tourists is the Statue of Jesus Blessing in Buntu Burake Village, Makale District. This statue is not only a religious icon but also a major attraction that offers beautiful views from the top of the hill as well as additional facilities such as a glass bridge.

Importance of Research This research was conducted to understand the level of visitor satisfaction with the Jesus Blessing Statue tourist attraction. Tourist satisfaction is an important indicator in assessing the sustainability and attractiveness of a tourist destination. By knowing the aspects of tourist satisfaction, managers can improve the quality of services and facilities to increase the competitiveness of the tourist destination.

Research Novelty This study provides a new contribution to tourism studies in Tana Toraja by focusing on evaluating the level of visitor satisfaction using a quantitative approach. In contrast to previous studies that discussed more about tourism potential in terms of promotion and infrastructure development, this study directly highlights visitor experiences, which can be the basis for improving tourism services in the future.

Urgency of Research The urgency of this research is based on the trend of increasing tourism in Indonesia post-pandemic, which demands improvements in the quality of tourism services. Tourist visit data in Tana Toraja shows quite significant fluctuations in recent years, especially due to the COVID-19 pandemic. Therefore, understanding visitor satisfaction is very important to ensure that this tourist destination remains competitive and attractive to both domestic and foreign tourists.

With this research, it is hoped that tourism object managers and policy makers can take strategic steps to improve the quality of tourism at the Blessing Jesus Statue, both in terms of facilities, accessibility, and additional attractions to improve the tourist experience.

Materials and Methods

The research method used in this study is the survey method. Survey research is research that takes samples from various populations and survey research uses questionnaires as the main data collection tool to find out the results (Maksum, 2012). Surveys involve reflective and scientific thinking, in line with the objectives and characteristics of the study (Rachman et al., 2024). The survey research method is a way of obtaining data that occurs in the field that has occurred in the past or current events that aim to determine the relationship

between variables and the behavior of several hypotheses that have occurred (Sugiyono, 2016) .

Population is the entirety of units or individuals of elements in a study including objects and subjects with certain characteristics and traits (NF Amin et al., 2023; Mustafa, 2022) . The population in this study were tourists visiting the Jesus Blessing statue tourist attraction in Buntu Burake village, Makale district, Tana Toraja regency. The sampling technique was carried out by *accidental sampling*. According to Sugiyono in (Daengs et al., 2022) it is a sampling technique based on coincidence, namely any patient who accidentally meets the researcher can be used as a sample, if it is considered that the person who happened to be met is suitable as a data source. So the sample in this study amounted to 80 tourists.

The data collection technique in this study used a questionnaire. A questionnaire is a data collection method that has been carried out by providing several types of questions related to the research problem (Prawiyogi et al., 2021) . The questionnaire used in this study consists of question items arranged based on research variable indicators consisting of 1) Friendliness, 2) Credibility, 3) Accessibility, 4) Facility Appearance (Jinayan, 2019) . After the research indicators are known, they will then be made in the form of a research instrument grid (Jinayan, 2019)

Table 2. Instrument Grid

Draft	Aspects/Dimensions	Indicator	Question Items		Qty
			Positive	Negative	
The level of visitor satisfaction of the Jesus Blessing statue tourist attraction in Buntu Burake Village, Makale District, Tana Toraja Regency	• Socialization and economic factors	Attractions	1, 2, 3, 4, 5		5
	• Gender, Age and Family Factors	Facility	6, 7	8, 9, 10	5
	• Free time availability factor	Infrastructure	11	12, 13, 14	4
	• Prana factor	Transportation		15, 16, 17	3
	• Factors of technological change	Comfort	18, 19	20	3

The analysis used in this study is descriptive analysis. Descriptive analysis is a statistic used to analyze data by describing or depicting the data that has been collected as it is without intending to make conclusions that apply to the public or generalization (Mustafa,

2022). Data analysis focuses on the average value and percentage of respondents' answers and is then interpreted based on the principles of descriptive analysis with the following formula:

$$P = F/N \times 100$$

Information:

P = Respondent

F = Frequency respondent

N = Number of data/sample

To determine the scoring criteria using the Normal Reference Assessment (PAN) from (Azwar, 2022).

Table 3. Score Categorization

No	Interval	Information
1	$M + 1.5 S < X$	Very satisfied
2	$M + 0.5 S < X \leq M + 1.5 S$	Satisfied
3	$M - 0.5 S < X \leq M + 0.5 S$	Quite Satisfied
4	$M - 1.5 S < X \leq M - 0.5 S$	Less satisfied
5	$X \leq M - 1.5 S$	Very Dissatisfied

Results

Research data on the level of visitor satisfaction of the Jesus Blessing statue as a recreational object in Buntu Burake Village, Makale District, Tana Toraja Regency is described based on the answers from visitors by filling out a questionnaire that has been tested for validity and reliability. To make it easier to describe the data, all answers are categorized. Based on the categorization norms, the distribution of data on the level of visitor satisfaction of the Jesus Blessing statue in Makale Village obtained a minimum value of 46, a maximum value of 80, a range value of 34, a mean value of 57.18 and a standard deviation of 6.71. The following is the frequency distribution of the level of visitor satisfaction of the Jesus Blessing statue in Buntu Burake Village.

Table 4. Frequency distribution of visitor satisfaction levels of the Blessing Jesus statue as a recreational object in Buntu Burake village, Makale sub-district, Tana Toraja Regency.

Interval	Category	Frequency	Presentation
$X > 67.25$	5	Very satisfied	6.25%
$60.53 < X \leq 67.25$	12	Satisfied	15%
$53.82 < X \leq 60.53$	39	Quite Satisfied	48.75%
$47.10 < X \leq 53.82$	23	Less satisfied	28.75%
$X < 47.10$	1	Very Dissatisfied	1.25%
Amount	80		100%

From the table above, the level of visitor satisfaction of the Jesus Blessing statue as a recreational object in Buntu Burake Village, Makale District, Tana Toraja Regency can be explained as follows: there are 5 people or 6.25% who choose the Very Satisfied category, there are 12 people or 15% who choose the Satisfied category, there are 39 people or 48.75% who choose the Quite Satisfied category, there are 23 people or 28.75% who choose the Less Satisfied category, and there is 1 person or 1.25% who have the Very Less Satisfied category. Based on the mean value of 57.18, it can be concluded that the level of visitor satisfaction with the Jesus Blessing statue in Buntu Burake Village, Makale District, Tana Toraja Regency is in the Quite Satisfied category with a percentage of 48.75%. More details can be seen in the following histogram image.

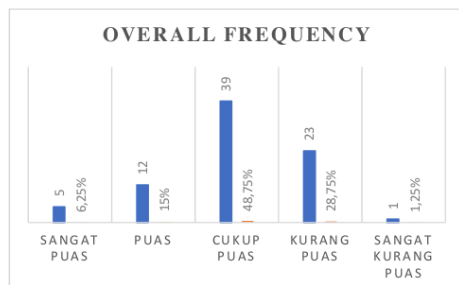


Figure 2. Histogram of Visitor Satisfaction Level of the Jesus Blessing Statue Tourist Attraction as a Recreational Attraction in Buntu Burake Village, Makale District, Tana Toraja Regency

The following will describe each indicator which includes Attractions, Facilities, Infrastructure, Transportation, and Accommodation.

1. Level of visitor satisfaction of the Jesus Blessing Statue in Buntu Burake Village, Makale District, Tana Toraja Regency, reviewed from the Attraction indicator

The results of the study on the satisfaction of visitors to the Jesus Blessing statue in Tana Toraja Regency, reviewed from the attraction indicator, obtained a minimum value of 14, a maximum value of 20, a range of 6, a mean of 18.59 and a standard deviation of 1.63. More details can be seen in the following table:

Table 5. Frequency Distribution of Attraction Indicators

Interval	Category	Frequency	Presentation
$X > 20.03$	13	Very satisfied	16.25%
$18.40 < X \leq 20.03$	29	Satisfied	36.25%

$16.77 < X \leq 18.40$	13	Quite Satisfied	16.25%
$15.55 < X \leq 16.77$	24	Less satisfied	30%
$X < 15.55$	1	Very Dissatisfied	1.25%
Amount	80		100%

From the frequency distribution table of the level of satisfaction of the Jesus Blessing statue tourism in Buntu Burake Village, Makale District, Tana Toraja Regency, reviewed from the attraction indicator above, it can be explained that there are 13 people or 16.25% who choose the Very Satisfied category, there are 29 people or 36.25% who choose the Satisfied category, there are 13 people or 16.25% who choose the Quite Satisfied category, there are 24 people or 30% who choose the Less Satisfied category and there is 1 person or 1.25% who choose the Very Less Satisfied category. Based on the mean value of 18.59, it can be concluded that the level of visitor satisfaction with the Jesus Blessing statue tourism in Buntu Burake Village, Makale District, Tana Toraja Regency, reviewed from the attraction indicator is in the Satisfied category with a percentage of 36.25%. More details can be seen in the following histogram image.

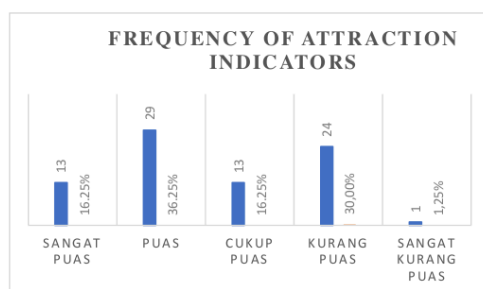


Figure 3. Histogram of the level of visitor satisfaction of the Jesus Blessing Statue as a recreational object in Buntu Burake Village, Makale District, Tana Toraja Regency, reviewed from the attraction indicator.

2. Level of Visitor Satisfaction of the Jesus Blessing Statue Tourism in Buntu Burake Village, Makale District, Tana Toraja District Reviewed from Facility Indicators

The results of the study on the satisfaction of visitors to the statue of Jesus Blessing in Tana Toraja Regency reviewed from the facility indicator obtained a minimum value of 11, a maximum value of 20, a range of 9, a mean of 15.15 and a standard deviation of 2.19. More details can be seen in the following table:

Table 6. Frequency Distribution of Facility Indicators

Interval	Category	Frequency	Presentation
$X > 18.44$	6	Very satisfied	7.50%

$16.25 < X \leq 18.44$	25	Satisfied	31.25%
$14.05 < X \leq 16.25$	33	Quite Satisfied	41.25%
$11.86 < X \leq 14.05$	13	Less satisfied	16.25%
$X < 11.86$	3	Very Dissatisfied	3.75%
Amount	80		100%

From the frequency distribution table of the level of satisfaction of the Jesus Blessing statue tourism in Buntu Burake Village, Makale District, Tana Toraja Regency, reviewed from the facility indicators above, it can be explained that there are 6 people or 7.50% who choose the Very Satisfied category, there are 25 people or 31.25% who choose the Satisfied category, there are 33 people or 41.25% who choose the Quite Satisfied category, there are 13 people or 16.25% who choose the Less Satisfied category and there are 3 people or 3.75% who choose the Very Less Satisfied category. Based on the mean value of 15.15, it can be concluded that the level of visitor satisfaction with the Jesus Blessing statue tourism in Buntu Burake Village, Makale District, Tana Toraja Regency, reviewed from the facility indicators, is in the Quite Satisfied category with a percentage of 41.25%. More details can be seen in the following histogram image .

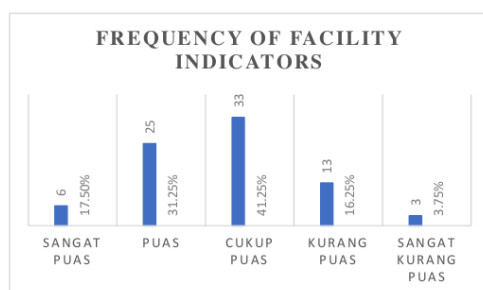


Figure 4. Histogram of the level of visitor satisfaction of the Jesus Blessing Statue as a recreational object in Buntu Burake Village, Makale District, Tana Toraja Regency, reviewed from the facility indicator.

3. Level of Visitor Satisfaction of the Jesus Blessing Statue Tourism in Buntu Burake Village, Makale District, Tana Toraja District Reviewed from Infrastructure Indicators

The results of the study on the satisfaction of visitors to the Jesus Blessing statue in Tana Toraja Regency in terms of infrastructure indicators obtained a minimum value of 6, a maximum value of 16, a range of 10, a mean of 9.75 and a standard deviation of 2.07. More details can be seen in the following table:

Table 7. Frequency Distribution of Infrastructure Indicators

Interval	Category	Frequency	Presentation
$X > 12.85$	1	Very satisfied	1.25%
$10.78 < X \leq 12.85$	17	Satisfied	21.25%
$8.72 < X \leq 10.78$	44	Quite Satisfied	55%
$6.65 < X \leq 8.72$	14	Less satisfied	17.50%
$X < 6.65$	4	Very Dissatisfied	5%
Amount	80		100%

From the frequency distribution table of the level of satisfaction of the Jesus Blessing statue tourism in Buntu Burake Village, Makale District, Tana Toraja Regency, reviewed from the infrastructure indicators above, it can be explained that there is 1 person or 1.25% choosing the Very Satisfied category, there are 17 people or 21.25% choosing the Satisfied category, there are 44 people or 55% choosing the Quite Satisfied category, there are 14 people or 17.50% choosing the Less Satisfied category and there are 4 people or 5% choosing the Very Less Satisfied category. Based on the mean value of 9.75, it can be concluded that the level of visitor satisfaction with the Jesus Blessing statue tourism in Buntu Burake Village, Makale District, Tana Toraja Regency, reviewed from the facility indicators, is in the Quite Satisfied category with a percentage of 55%. More details can be seen in the following histogram image

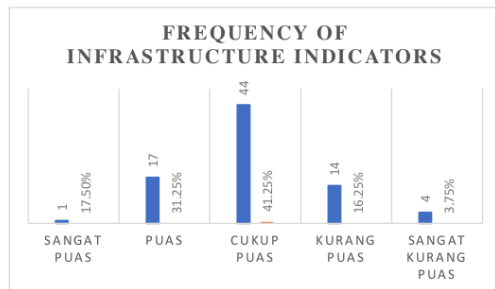


Figure 5. Histogram of the level of visitor satisfaction of the Jesus Blessing Statue as a recreational object in Buntu Burake Village, Makale District, Tana Toraja Regency, reviewed from the infrastructure indicator.

4. Level of Visitor Satisfaction of the Jesus Blessing Statue Tourism in Buntu Burake Village, Makale District, Tana Toraja District Reviewed from Transportation Indicators

The results of the study on the satisfaction of visitors to the Jesus Blessing statue in Tana Toraja Regency reviewed from the Transportation indicator obtained a minimum value

of 3, a maximum value of 12, a range of 9, a mean of 7.53 and a standard deviation of 1.89.

More details can be seen in the following table:

Table 8. Frequency Distribution of Transportation Indicators

Interval	Category	Frequency	Presentation
$X > 10.19$	6	Very satisfied	7.50%
$8.30 < X \leq 10.19$	30	Satisfied	37.50%
$6.40 < X \leq 8.30$	30	Quite Satisfied	37.50%
$4.51 < X \leq 6.40$	10	Less satisfied	12.50%
$X < 4.51$	4	Very Dissatisfied	5%
Amount	80		100%

From the frequency distribution table of the level of satisfaction of the Jesus Blessing statue tourism in Buntu Burake Village, Makale District, Tana Toraja Regency, reviewed from the transportation indicator above, it can be explained that there are 6 people or 7.50% who choose the Very Satisfied category, there are 30 people or 37.50% who choose the Satisfied category, there are 30 people or 37.50% who choose the Quite Satisfied category, there are 10 people or 12.50% who choose the Less Satisfied category and there are 4 people or 5% who choose the Very Less Satisfied category. Based on the mean value of 7.53, it can be concluded that the level of visitor satisfaction with the Jesus Blessing statue tourism in Buntu Burake Village, Makale District, Tana Toraja Regency, reviewed from the facility indicator is in the Quite Satisfied category with a percentage of 37.50%. More details can be seen in the follow

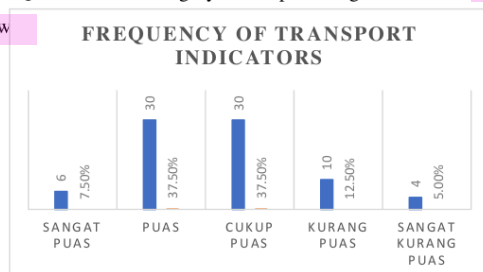


Figure 6. Histogram of the level of visitor satisfaction of the Jesus Blessing Statue as a recreational object in Buntu Burake Village, Makale District, Tana Toraja Regency, reviewed from the transportation indicator.

5. Level of Visitor Satisfaction of the Jesus Blessing Statue Tourist Attraction in Buntu Burake Village, Makale District, Tana Toraja District, Reviewed from Comfort Indicators

The results of the study on the satisfaction of visitors to the Jesus Blessing statue in Tana Toraja Regency reviewed from the Comfort indicator obtained a minimum value of 6, a maximum value of 12, a range of 8, a mean of 8.36 and a standard deviation of 1.41. More details can be seen in the following table:

Table 9. Frequency Distribution of Comfort Indicators

Interval	Category	Frequency	Presentation
$X > 10.47$	7	Very satisfied	8.75%
$9.07 < X \leq 10.47$	24	Satisfied	30%
$7.66 < X \leq 9.07$	30	Quite Satisfied	37.50%
$6.25 < X \leq 7.66$	19	Less satisfied	23.75%
$X < 6.25$	0	Very Dissatisfied	0%
Amount	80		100%

From the frequency distribution table of the level of satisfaction of the Jesus Blessing statue tour in Buntu Burake Village, Makale District, Tana Toraja Regency, reviewed from the comfort indicator above, it can be explained that there are 7 people or 8.75% who choose the Very Satisfied category, there are 24 people or 30% who choose the Satisfied category, there are 30 people or 37.50% who choose the Quite Satisfied category, there are 19 people or 23.75% who choose the Less Satisfied category and there are 0 people or 0% who choose the Very Less Satisfied category. Based on the mean value of 7.53, it can be concluded that the level of visitor satisfaction with the Jesus Blessing statue tour in Buntu Burake Village, Makale District, Tana Toraja Regency, reviewed from the facility indicator is in the Quite Satisfied category with a percentage of 37.50%. More details can be seen in the following histogram image.

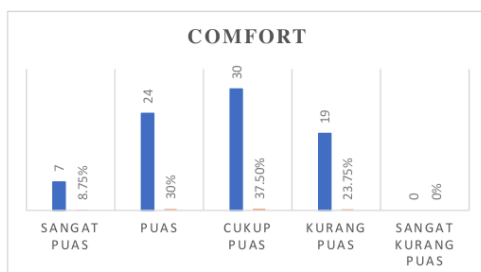


Figure 7. Histogram of the level of visitor satisfaction of the Jesus Blessing Statue as a recreational object in Buntu Burake Village, Makale District, Tana Toraja Regency, reviewed from the comfort indicator .

Discussion

Satisfaction factors are very important for success in the tourism business (Ningtias et al., 2022) . Tourist satisfaction is likely to stimulate greater loyalty and make them more

willing to share positive experiences with people around them (Le & Le, 2020) . Post-visit behavior plays a very important role in communication media to help introduce tourist destinations to many people and allow tourists to revisit or even recommend to others (Apriliyanto & Widawati, 2023) . If a tourist destination does not give a positive impression, it will have an impact on tourist satisfaction.

Tourist attractions are something that has uniqueness, beauty, and value in the form of diversity of natural wealth, culture and man-made products that are the target or destination of tourist visits (Tourism, 2009) . By providing tourist attractions, of course, tourists will be interested in visiting the area. Attractions in tourist objects are one of the main assets that must be owned in efforts to improve and develop tourist objects and attractions (Rajab, 2020) . Some visitors say the scenery in this tour is very good because they can see the beauty of the city of Makale directly from the hill and this tourist spot can be used as a place for relaxing sports.

Tourist facilities are referred to as the spearhead of tourism efforts, tourist facilities are made to support the concept of existing tourist attractions. Tourist facilities are a complement to tourist destinations that are needed to meet the needs of tourists who are enjoying their trip (Sarim & Wiyana, 2017) . Adequate facilities contribute to tourist satisfaction and play an important role in supporting tourism activities (Aryasih et al., 2024) . The facilities available at the Blessing Jesus Statue tourist attraction and can be used by tourists include public toilets, canteens, parking lots and others.

The development of tourism infrastructure in tourist destinations and tourist attractions must be adjusted to the needs of tourists both quantitatively and qualitatively. Tourism infrastructure quantitatively refers to the number of facilities and infrastructure that must be provided and qualitatively refers to the quality of service provided and which is reflected in the satisfaction of tourists who receive services (Risandewi, 2017) . Infrastructure plays a very important role in encouraging the quality of tourism itself, as well as in the surrounding environment (Astami & Handayani, 2020) . Based on several opinions from visitors, the infrastructure owned by the Blessing Jesus Statue tourist attraction is adequate and provides visitor satisfaction.

One of the basic infrastructures that is considered important to support the sustainability of tourism development activities is the provision of adequate transportation infrastructure. The transportation infrastructure in question is not only in the form of highways but also various other infrastructure facilities that are still related to transportation, such as parking lots, modes of transportation and various other infrastructure facilities

(Risandewi, 2017) . The development of tourism in an area cannot be separated from the availability of facilities and infrastructure at the tourist attraction and the availability of transportation facilities to reach the tourist attraction (Sarim & Wiyana, 2017) . Transportation to the Blessing Jesus Statue tourist attraction is easily accessible to visitors.

The comfort and safety factors in a tourist destination area are added value and an opportunity for tourists to visit (Yulianto & Wijayanti, 2020) . To increase consumer satisfaction, tourist attraction managers must pay attention to several factors such as service, tourist comfort and public facilities. Moreover, the tourism process can be increased by providing a sense of comfort to visitors, providing good service and adequate public facilities to tourists by a manager or company will create tourist satisfaction (Mintardjo, 2023) . Hopefully the management or related parties of the Blessing Jesus Statue tourist attraction will continue to maintain the comfort aspect in order to maintain a good image for the implementation of sustainable tourism so that visitor or tourist satisfaction continues to be maintained .

Conclusions

Based on the results of the study on the level of visitor satisfaction of the Jesus Blessing statue as a recreational object in Buntu Burake Village, Makale District, Tana Toraja Regency, it can be explained as follows: there are 5 people or 6.25% who choose the Very Satisfied category, there are 12 people or 15% who choose the Satisfied category, there are 39 people or 48.75% who choose the Quite Satisfied category, there are 23 people or 28.75% who choose the Less Satisfied category, and there is 1 person or 1.25% who have the Very Less Satisfied category. Based on the mean value of 57.18, it can be concluded that the level of visitor satisfaction with the Jesus Blessing statue in Buntu Burake Village, Makale District, Tana Toraja Regency is in the Quite Satisfied category with a percentage of 48.75%.

Some suggestions from researchers may be useful for the managers of the Blessing Jesus Statue tourist attraction, namely that managers should pay attention and improve improvements in all sectors such as toilet cleanliness, cleanliness around the statue and cleanliness on the glass bridge. Cooperating between the government, private sector, tourism managers, business actors and the community in promoting tourist attractions routinely and sustainably, both through electronic and print media so that prospective visitors can access it more easily and provide information for prospective visitors.

Acknowledgement

For their research contributions and unconditional support, we would like to thank Mr. Yurinus Tangkelangi, SH., MH as the Head of the Investment and One-Stop Integrated

Service Office of Tana Toraja Regency, Mrs. Ademeid Sosang, SP., MH as the Head of the Tourism, Youth and Sports Office of Tana Toraja Regency, Andarias Tanduk and the respondents and related communities.

References

- Amin, M., Idrus, Y., & Puturuhi, D. (2023). The Influence of Tourism Object Development and Tourist Visit Rates on Community Economic Growth. *Journal of Business Application* , 2 (1), 16–29.
- Amin, NF, Garancang, S., & Abunawas, K. (2023). General Concept of Population and Sample in Research. *PILAR Journal: Journal of Contemporary Islamic Studies* , 14 (1), 15–31.
- Apriliyanto, D., & Vidawati, E. (2023). the Effect of Experience Quality on the Intention To Visit Again By Tourist Experience and Destination Attractiveness on the Decision To Visit Tourist Destinations: Customer Satisfaction As Mediation. *Scientia Journal* , 12 (03), 3006–3014. <http://infor.seaninstitute.org/index.php>
- Aryasih, P.A., Ruhati, D., Puja, I.B.P., Darmiati, M., Widiana, I.W., & Mahendra, P.F.K. (2024). Investigation of Tourist Satisfaction With the Public Transportation in Bali. *Indonesian Tourism Journal* , 18 (1), 117–140. <https://doi.org/10.47608/jki.v18i12024.11>
- Astami, RAG, & Handayani, KDME (2020). Determination of Priority for Development of Marine Tourism Area Infrastructure in Sumberejo Village, Lojejer Village and Puger Kulon Village, Jember Regency Based on Visitor and Community Preferences. *Its Engineering Journal* , 4 (1), 40–45.
- Asthu, AA, Dewandini, AS, Wirastuti, AR, Pradjwalita, CFP, Aqmarina, L., Husna, Rifasya, MF, Rosyidi, MI, Bachtiar, N., Utami, RD, Damayanti, SN, Swesti, W., & Usman, YF (2023). *Outlook for Tourism and Creative Economy in Indonesia 2023/2024* (p. 110). Jakarta: Tourism and Creative Economy Agency.
- Azwar, S. (2018). Construction of cognitive ability tests, second edition. In *Pustaka Belajar* .
- Daengs, AG, Istanti, E., & Kristiawati, I. (2022). The Role of Timelimenes in Increase Customer Satisfaction, Customer Loyalty of PT. JNE. *Baruna Horizon Journal* , 5 (1), 1–7. <https://doi.org/10.52310/horizon.v5i1.71>
- Devy, HA, & Soemanto, RB (2017). Development of Natural Tourism Objects and Attractions as Tourism Destinations in Karanganyar Regency. *Journal of Sociology DILEMMA* , 32 (1), 34–44.
- Elsa. (2014). The Role of Tourism in Increasing Community Economic Growth. *Spatial Journal* .
- Febrina, N., Chair, IM, & Waryono. (2015). Tourist Perceptions of the Attraction of Natural Tirta Baths in Padang Pariaman Regency. *Thesis, Faculty of Engineering, Padang State University* , 1–14.
- Ghassani, N., Winarno, GD, Dewi, BS, & Harianto, SP (2023). Development of Facilities and Services for Natural Tourism Destinations of Way Kalam Waterfall, South Lampung Based on Visitor Perceptions. *JOFPE Journal* , 3 (2), 40–50.
- Heryati, Y. (2019). Potential Development of Tapandullu Beach Tourism Object in Mamuju Regency. *GROWTH Scientific Journal of Development Economics* , 1 (1), 56–74.
- Hidayat, TTN, Chalil, C., & Sutomo, M. (2017). The Influence of Accessibility and Destination Image on the Intention to Revisit Telaga Tambing. *Journal of Management Science, Tadulako University (JIMUT)* , 3 (2), 201–212. <https://doi.org/10.22487/jimut.v3i2.87>

- Jinayan. (2019). *Survey of Visitor Satisfaction Levels for Topejawa Beach Tourism Objects in Takalar Regency*. Makassar State University.
- Le, HBH, & Le, TB (2020). Impact of Destination Image and Satisfaction on Tourist Loyalty: Mountain Destinations in Thanh Hoa province, Vietnam. *Journal of Asian Finance, Economics and Business* , 7 (4), 185–195. <https://doi.org/10.13106/JAFEB.2020.VOL7.NO4.185>
- Lumansik, JRC, Kawung, GM V, & Sumual, JI (2022). Analysis of the Potential of the Waterfall Tourism Sector in Kali Village, Pineleng District, Minahasa Regency. *Scientific Periodic Journal of Efficiency* , 22 (1), 13–23. <https://ejournal.unsrat.ac.id/index.php/jbie/article/view/38177>
- Maksum, A. (2012). Data, Data Collection Techniques and Research Instruments. *Journal of Educational Horizons* .
- Mardalis, A., & Wijaya, RP (2016). Management of Natural Attractions Based on Tourist Satisfaction and Desires. *Proceedings of the National Seminar on Economics and Business: Call For Paper FEB UMSIDA* , 20–32.
- Mebri, FH, Suradinata, E., & Kusworo, K. (2022). Tourism Development Strategy in Increasing Local Original Income (PAD) in Jayapura City, Papua Province. *Wahana Bhakti Praja Scientific Journal* , 12 (1), 102–114. <https://doi.org/10.33701/jiwbp.v12i1.2537>
- Mintardjo, BH (2023). The Influence of Public Space Comfort, Services and Facilities of Jayawijaya Mojosoongo Plants in Sura on Tourist Satisfaction. *Jurnal Nawasena: Jurnal Ilmiah Pariwisata* , 2 (2), 9–28. <http://ejournal.bsi.ac.id/ejurnal/index.php/jp>
- Mustafa, PS (2022). *Quantitative, Qualitative, and Classroom Action Research Methodology in Sports Education* (1st ed.). Mojokerto: Insight Mediatama. <https://repository.insightmediatama.co.id/books/article/view/21/18>
- Nabilah, AF, Valeriani, D., & Agustina, D. (2024). Analysis of Tourism Competitiveness to Improve Regional Economy in Bangka Regency. *Journal of Tourism Industry* , 6 (2), 128–142. <https://doi.org/10.36441/pariwisata.v6i2.1396>
- Ningtias, AS, Waluya, B., & Khaerani, R. (2022). The Influence of Tourism Product Attributes on Tourist Satisfaction in Kertayasa Tourism Village, Pangandaran Regency. *Indonesian Tourism Journal* , 16 (2), 203–215. <https://doi.org/10.47608/jki.v16i22022.203-215>
- Norazain, E. (2022). HPI DIY in Restoring the Tourism Sector in the New Normal Era. *Journal of Tourism Industry* , 4 (2), 131–140. <https://doi.org/10.36441/pariwisata.v4i2.661>
- Pamaruan, YA, Stief, R., & Taking, MI (2022). Tourism Development Efforts in Buntu Burake. *Journal of Urban Planning Studies* , 3 (1), 36–41. <https://doi.org/10.35965/jups.v3i1.328>
- Tourism. (2009). *Law of the Republic of Indonesia Number 10 of 2009 Concerning Tourism* . Jakarta: Ministry of Tourism of the Republic of Indonesia
- Permatasari, I. (2022). The Role of Community Based Tourism Development Model in Realizing Sustainable Tourism in Bali. *KERTHA WICAKSANA: Communication Facility for Lecturers and Students* , 16 (2), 164–171. <https://doi.org/10.22225/kw.16.2.2022>
- Prawiyogi, AG, Sadih, TL, Purwanugraha, A., & Elisa, PN (2021). The Use of Big Books Media to Cultivate Reading Interest in Elementary Schools. *Basicedu Journal* , 5 (1), 446–452. <https://doi.org/10.31004/basicedu.v5i1.787>
- Putri, RD, Ardiansyah, A., & Arief, A. (2019). Identification of Potential Development of Lake Picung Natural Tourism Objects Reviewed from Tourism Product Aspects in Muara Aman, Bengkulu Province. *NALARs: Journal of Architecture* , 18 (2), 93–98.

- <https://doi.org/10.24853/nalars.18.2.93-98>
- Rachman, A., Yochanan, E., Samanlangi, AI, & Purnomo, H. (2024). *Qualitative and Quantitative Research Methods and R&D* (B. Ismaya (ed.)). Karawang: CV. Saba Jaya Publisher.
- Rajab, MA (2020). Tourist Attractions on Tourist Satisfaction of Fort Rotterdam Tourist Attraction, Makassar City. *Pringgitan* , 1 (02), 68–73. <https://doi.org/10.47256/pringgitan.v1i02.38>
- Ramdani, R. (2018). Survey of Visitor Satisfaction Levels for Malino Highlands Tourism Objects, Gowa Regency. *Article* . <http://eprints.unm.ac.id/id/eprint/13021>
- Risandewi, T. (2017). Analysis of Tourism Infrastructure in Supporting the Development of Candirejo Tourism Village, Magelang Regency. *Central Java Provincial Research and Development Journal* , 15 (1), 103–118.
- Rusyidi, B., & Fedryansah, M. (2018). Community-Based Tourism Development. *Journal of Social Work* , 1 (3), 155–165.
- Sarim, & Wiyana, T. (2017). The Influence of Tourist Facilities on Tourist Visit Motivation (Use Study of Tourist Visits in Solo City). *Journal of Hospitality and Tourism* , Vol.3 (2), 294–374. <http://journal.ubm.ac.id/>
- Setioko, MD (2019). Analysis of City Tourism Development Strategy in Malang City. *Journal of Tourism Charm* , 4 (1), 81–88. <https://doi.org/10.26905/jpp.v4i1.2524>
- Sugiyono. (2016). *Quantitative, Qualitative and R&D Research Methods* . Bandung: PT Alfabeta.
- Supriyatama, PE, & Wesnawa, IGA (2019). Mapping the Distribution of Tourism Objects and Tourism Potential in Sukawati District. *Undiksha Journal of Geography Education* , 7 (1), 25–34. <https://doi.org/10.23887/jjppg.v7i1.20675>
- Susumaningsih, E., Purnawan, & Yossya. (2020). Study of Accessibility of Tourist Objects in Pasaman Regency. *Rang Teknik Journal* , 3 (1), 40–45. <https://doi.org/10.31869/rtj.v3i1.1702>
- Tumija, & Bayu, JBB (2022). Management of Coastal Tourism Objects by the Department of Tourism, Culture, Youth and Sports in Increasing Regional Original Income (PAD) in Blitar Regency, East Java Province. *JEKP (Journal of Economics and Public Finance)* , 9 (1), 23–39.
- Wahyuningsih, S., Nuhung, M., & Rasulong, I. (2019). Development Strategy of Apparalang Beach Tourism Object as a Tourism Destination in Bulukumba. *Profitability Journal of Faculty of Economics and Business* , 3 (1), 141–157.
- Yulianto, A., & Mayasari, CU (2021). Relationship between the Number of Tourist Attractions, Hotels and Travel Agencies with the Number of Tourists to DIY *Tourism Journal* , 8 (2), 128–137. <https://doi.org/10.31294/par.v8i2.11454>
- Yulianto, A., & Wijayanti, A. (2020). Maintenance and Development Strategy of Tourism Facilities for the Comfort of Visitors to Pula Payung Yogyakarta. *Tourism* , 7 (2), 144–154. <http://ejournal.bsi.ac.id/ejurnal/index.php/jp>
- Zunaidi, A., Munir, M., Zailani, AQ, Muhammad, N., Darmansyah, D., Fanani, M., Ilmiyah, F., Karimah, N., Indika, R., & Febrianti, NA (2022). Efforts to Increase the Attraction of Tourist Objects Through the Design of Photo Spots on Pasetran Gondo Mayit Beach, Blitar. *Pangabdhi Scientific Journal* , 8 (2), 81–86. <https://doi.org/10.21107/pangabdhi.v8i2.16550>

The Satisfaction Level of Visitors to the Blessing Jesus Statue as a Recreational Object in Buntu Burake Village, Makale District, Tana Toraja Regency

ORIGINALITY REPORT

16%

SIMILARITY INDEX

%

INTERNET SOURCES

16%

PUBLICATIONS

%

STUDENT PAPERS

PRIMARY SOURCES

- 1

Pujiati Pujiati, Muhammad Suhdy, Hengky Remora.. "Efektivitas Latihan Senam Jantung Sehat untuk Menurunkan Kadar Lemak pada Ibu-Ibu PKK Desa Sukowarno Kabupaten Musi Rawas", e-SPORT: Jurnal Pendidikan Jasmani, Kesehatan dan Rekreasi, 2022

2%

Publication
- 2

sumitro, Syamsu A. Kamaruddin c, Mario. "The Fading of the Sacred Value of Early Marriage in the Donggo Society", Open Science Framework, 2023

1%

Publication
- 3

Hera Oktadiana, Myrza Rahmanita, Rina Suprina, Pan Junyang. "Current Issues in Tourism, Gastronomy, and Tourist Destination Research", Routledge, 2022

1%

Publication
- 4

Ajayi, Oluwaseun Damilola. "Essays on the Performance of South African Real Estate Investment Trusts (REITs)", University of the Witwatersrand, Johannesburg (South Africa), 2025

1%

Publication
- 5

Marhanani Tri Astuti, Diyan Putranto, Iskandar Agung, Abdul Kadir Ahmad, Lisa'diyah Ma'rifatani. "Factors Influencing the Implementation of Tourism Culture: A

1%

Case Study", Journal of Intercultural Communication, 2023

Publication

-
- | | | |
|-----------|--|------|
| 6 | Halimatuz Zahro, Alan Su'ud Ma'adi, Taufiqur Rahman. "Analysis Of The Effectiveness Of The Use Of Digital Platforms As A Promotional Strategy In The Development And Attraction Of Lon Malang Beach Tourism Sampang District", JOURNAL OF SHARIA ECONOMICS, 2023 | 1 % |
| <hr/> | | |
| 7 | Melan Angriani Asnawi. "Synergy of Tourism Services Based on Local Wisdom in South Sulawesi", Open Science Framework, 2021 | 1 % |
| <hr/> | | |
| 8 | Baderiah Baderiah, Ahmad Munawir, Firman Firman. "Developing Islamic Education and Local Culture Textbooks", AL-ISHLAH: Jurnal Pendidikan, 2022 | 1 % |
| <hr/> | | |
| 9 | Atie Rachmiatie, Ike Junita Triwardhani, Alhamuddin, Cep Ubad Abdullah. "Islam, Media and Education in the Digital Era", Routledge, 2022 | <1 % |
| <hr/> | | |
| 10 | Ha Nam Khanh Giao, Nguyen Thi Kim Ngan, Nguyen Pham Hanh Phuc, Huynh Quoc Tuan et al. "How Destination Image Factors Affect Domestic Tourists Revisit Intention to Ba Ria-Vung Tau Province, Vietnam", Open Science Framework, 2020 | <1 % |
| <hr/> | | |
| 11 | Helmy Boemiya, Ida Wahyuliana, Erik Firdiyansyah, Muhammad Yasa. "Village autonomy in the development of Pagarbatu | <1 % |

12

Sri Devi Ramadani, Yudi Prayoga, Elvina Elvina. "The Influence of Differentiation, Product Quality, Targeting on Interest in Buying Lega Rantauprapat Drinks with Brand Positioning as a Moderating Variable", Quantitative Economics and Management Studies, 2023

Publication

<1 %

13

H Ikhwani, M H M Putro, M Mustain, D Satrio, Sujantoko, Y S Hadiwidodo, P H O Nasution. "The Concept of Integrated Coastal Management for Eco-Tourism Development at Dalegan Beach, Gresik Regency, East Java, Indonesia", IOP Conference Series: Earth and Environmental Science, 2023

Publication

<1 %

14

A. Erlina Listyarini, Abdul Alim, Anisa Dwi Oktaviani, Kukuh Hardopo Putro et al. "The Relations of Using Digital Media and Physical Activity with the Physical Fitness of 4th and 5th Grade Primary School Students", Physical Education Theory and Methodology, 2021

Publication

<1 %

15

Marly Valenti Patandianan, Hiroyuki Shibusawa. "Importance and performance of streetscapes at a tourism destination in Indonesia: The residents' perspectives", Frontiers of Architectural Research, 2020

Publication

<1 %

16

Putu Ratih Argita Dewi, I Putu Gde Sukaatmadja, I Gusti Ayu Ketut Giantari. "Role of Destination Image Mediates the Influence

<1 %

of Tourist Experience and Service Quality on
Revisit Intention (Study on Domestic Tourists
Tanah Lot Tourism Destination Areas)",
European Journal of Business and
Management Research, 2024

Publication

17

Siti Tahta Al Finna, Novrida Qudsi Lutfillah,
Widi Dwi Ernawati. "Regional Financial
Analysis and Strategy to Increase Regional
Revenue", Equity: Jurnal Akuntansi, 2024

Publication

<1 %

18

Naja Nadhifa. "PENINGKATAN KESADARAN
MASYARAKAT TERHADAP KESEHATAN LANSIA
DI SURABAYA", JMM (Jurnal Masyarakat
Mandiri), 2023

Publication

<1 %

19

Klara Galuh Pamungkas, Reny Yesiana,
Khristiana Dwi Astuti, Bintang Septiarani,
Pratamaningtyas Anggraini. "Evaluation of
land capability for tourism support facilities in
Bandungan Subdistrict, Semarang Regency",
IOP Conference Series: Earth and
Environmental Science, 2025

Publication

<1 %

20

Okta Narita Putri Fartisia, Nadhirotul Laily.
"RELATIONSHIP OF MOTIVATION TO THE
LEVEL OF CONFIDENCE IN WORKING ON THE
FINAL LEVEL STUDENT'S THESIS", Journal
Universitas Muhammadiyah Gresik
Engineering, Social Science, and Health
International Conference (UMGESHC), 2022

Publication

<1 %

21

Rakha Bayu Pratama, Andy Pramono, Joko
Samudro. "The Design of Bali Island Tourism

<1 %

Animation As a Media for Promotion of Tourism", KnE Social Sciences, 2020

Publication

22

Reny Yesiana, Bintang Septiarani, Khristiana D. Astuti, Pratamaningtyas Anggraini et al. "Strengthening City Branding Through Investment in Ambarawa Urban Area, Semarang Regency", IOP Conference Series: Earth and Environmental Science, 2023

Publication

<1 %

23

Christian Nindyaputra Octarino, Reynaldo Yosua Wololi, Arbiter Adi Wicaksono. "International Service Learning Program in Tourism Village Development Case Studies: Kampung Kabondok and Kampung Pasunga, Central Sumba, Indonesia", SHS Web of Conferences, 2018

Publication

<1 %

24

Antonius Budisusila, Albertus Maqnus Susilo, Jj. Sarungu, Vincent Hadi Wiyono WS. "The Effect of Tourism and Market Institutional Policies on Tourist Visits from ASEAN Countries", Asian Social Science, 2019

Publication

<1 %

25

Wahyudi Ilham, Dailami Dailami, Tirta Mulyadi, Tito Pratama. "Strategi Pengembangan Objek Wisata Pantai Bale-Bale Kampung Tua Bakau Serip, Kec. Nongsa, Kota Batam", Tourism Scientific Journal, 2022

Publication

<1 %

26

Melani Budianta, Manneke Budiman, Abidin Kusno, Mikihiro Moriyama. "Cultural Dynamics in a Globalized World", CRC Press, 2017

Publication

<1 %

27 Nizhamuddin AB. "Pengaruh Attraction, Amenities, Accessibilities, Infrastructure Terhadap Kepuasan Pengunjung ke Tempat Wisata Taman Oval Markoni", Jurnal Ilmu Ekonomi dan Bisnis Islam, 2022

Publication

<1 %

28 Nur Fauziah Rahmawati, Asri Rejeki. "THE EFFECT BETWEEN PEER CONFORMITY AND SELF-CONCEPT ON CONSUMPTIVE BEHAVIOUR", Journal Universitas Muhammadiyah Gresik Engineering, Social Science, and Health International Conference (UMGESHC), 2021

Publication

<1 %

29 Tomi Setiawan, Datu Damsir Mamuja, Renny Afrillia, M. Farras Samith. "The Policy Performance Evaluation of Tanjung Selor's New Independent City Development, North Kalimantan", European Journal of Theoretical and Applied Sciences, 2023

Publication

<1 %

30 Amrullah Amrullah, Reno Catelya Dira Oktovia, Oktovianus Oktovianus, Hanafi Hamzah. "Factors Affecting Visit Decision Through Visitor Satisfaction at M Bloc Space Jakarta", Journal of Business on Hospitality and Tourism, 2023

Publication

<1 %

31 Fitri Agustina, Anna Khairunnissa, Ahmad Fiqri Pratama, Ratu Eva Febriani. "Analysis Of Government Expenditure On Gross Regional Domestic Product In Eastern Kalimantan", Journal of Research in Social Science and Humanities, 2024

Publication

<1 %

32

Meiryani, Zaidi Mat Daud, Jajat Sudrajat, Dedeh Maryani, Maya Syafriana Effendi. "Android-Based Online Inventory Information System Design for Micro, Small and Medium Enterprises (MSMEs)", 2021 IEEE International Conference on Electronic Technology, Communication and Information (ICETCI), 2021

Publication

<1 %

33

Stevi Silahooy, Estevanus Kristian Huliselan, Altje Latununuwe, Delpina Nggolaon, Frandy Akyuwen, Yohana Ririhena. "Edukasi Pengenalan Alat Ukur Dasar Fisika di SMP Laboratorium Universitas Pattimura", RESWARA: Jurnal Pengabdian Kepada Masyarakat, 2025

Publication

<1 %

34

Christina Risma Lovieta, Putu Eka Wirawan, I Gusti Ayu Melistyari Dewi, I Gusti Ayu Eka Suwintari. "STRATEGI PENGEMBANGAN DAYA TARIK WISATA TUKAD BINDU BERBASIS MASYARAKAT DI KELURAHAN KESIMAN KOTA DENPASAR", Journal of Tourism and Interdisciplinary Studies, 2023

Publication

<1 %

35

Feby Seru, Meidianti A. Modokh, Nur Nilam Sari, Agung Dwi Saputro et al. "Pemanfaatan Air Hujan Bagi Masyarakat Kampung Benyom Jaya II Distrik Nimbokrang Kabupaten Jayapura Papua", Jurnal Abdimas BSI: Jurnal Pengabdian Kepada Masyarakat, 2024

Publication

<1 %

36

Rizqiyul Azima, Juliana Batubara, Nurfarida Deliani. "Teori Belajar Behavioristik: Memahami Hubungan Stimulus-Respons dan

<1 %

37

HENDRI AZWAR. "THE POTENTIAL
DEVELOPMENT OF TOURISM ATTRACTION IN
TOURISM DESTINATION OF IKAN SAKTI
SUNGAI JANIAH, SUBDISTRICT BASO, DISTRICT
AGAM, WEST SUMATRA", INA-Rxiv, 2018

Publication

<1 %

38

Aditiya Hermawan, Evan -. "Hotel
Recommendation System Using SAW (Simple
Additive Weighting) And TOPSIS (The
Technique for Order of Preference by
Similarity to Ideal Solution) Method", bit-Tech,
2019

Publication

<1 %

39

Aji Fany Permana, Endah Oktafiana Dewi.
"Community Participation in Tourism Village
Development and Its Impact on Local
Community Economies", Proceeding of
International Conference on Islamic
Economics, Islamic Banking, Zakah and Waqf,
2023

Publication

<1 %

40

Athalla Shafa Kamila, Eva Faliyanti, Amirudin
Latif, Fitri Palupi Kusumawati. "THE EFFECT OF
FLY SWATTER GAME ON STUDENTS
VOCABULARY MASTERY FOR ELEVENTH
GRADE", Premise: Journal of English
Education, 2024

Publication

<1 %

41

Melly Maulin Purwaningwulan, Tias Dwi
Ramdan. "Digital Promotion of Local Tourist
Destinations in the New Normal Era and Its
Effect on the Economy in Indonesia", Journal

<1 %

42

Natasya, Wiwik Kurniyati, Femi Br Ginting,
Afifa Suci Nahara, Oliver Chelsea Sitanggang,
Desy Rosmalinda. "Eksplorasi Penggunaan
Media Pembelajaran Big Book Dalam
Mengenalkan Alat-Alat Optik Kepada Peserta
Didik", Jurnal Lensa Pendas, 2025

<1%

Publication

Exclude quotes Off

Exclude matches Off

Exclude bibliography Off